

FORM NO. MGT-7

[Pursuant to sub-Section(1) of section 92 of the Companies Act, 2013 and sub-rule (1) of rule 11of the Companies (Management and Administration) Rules, 2014]



Annual Return (other than OPCs and Small Companies)

Form language English Hindi

Refer the instruction kit for filing the form.

I. REGISTRATION AND OTHER DETAILS

(i) * Corporate Identification Number (CIN) of the company

L24229AS1973PLC001446

Pre-fill

Global Location Number (GLN) of the company

* Permanent Account Number (PAN) of the company

AABCA7516M

(ii) (a) Name of the company

AMINES AND PLASTICIZERS LI

(b) Registered office address

POAL AND ENCLAVE c/o PRANATI BUILDERS PRIVATE LTD
PRINCIPAL J. B. ROAD, CHENIKUTHI
GUWAHATI
Assam
781003

(c) *e-mail ID of the company

legal@amines.com

(d) *Telephone number with STD code

02262211000

(e) Website

www.amines.com

(iii) Date of Incorporation

05/09/1973

(iv)	Type of the Company	Category of the Company	Sub-category of the Company
	Public Company	Company limited by shares	Indian Non-Government company

(v) Whether company is having share capital

Yes No

(vi) *Whether shares listed on recognized Stock Exchange(s)

Yes No

(a) Details of stock exchanges where shares are listed

S. No.	Stock Exchange Name	Code
1	BSE LIMITED	1

(b) CIN of the Registrar and Transfer Agent

U67190MH1999PTC118368

Pre-fill

Name of the Registrar and Transfer Agent

LINK INTIME INDIA PRIVATE LIMITED

Registered office address of the Registrar and Transfer Agents

C-101, 1st Floor, 247 Park,
Lal Bahadur Shastri Marg, Vikhroli (West)

(vii) *Financial year From date 01/04/2021 (DD/MM/YYYY) To date 31/03/2022 (DD/MM/YYYY)

(viii) *Whether Annual general meeting (AGM) held Yes No

(a) If yes, date of AGM

(b) Due date of AGM

30/09/2022

(c) Whether any extension for AGM granted

Yes No

(f) Specify the reasons for not holding the same

47th AGM is scheduled to be held on 28/09/2022 at 4.00 P.M. through Video Conferencing (VC) / Other Audio Visual Means (OAVM)

II. PRINCIPAL BUSINESS ACTIVITIES OF THE COMPANY

*Number of business activities

1

S.No	Main Activity group code	Description of Main Activity group	Business Activity Code	Description of Business Activity	% of turnover of the company
1	C	Manufacturing	C6	Chemical and chemical products, pharmaceuticals, medicinal chemical and	99

III. PARTICULARS OF HOLDING, SUBSIDIARY AND ASSOCIATE COMPANIES (INCLUDING JOINT VENTURES)

*No. of Companies for which information is to be given

1

Pre-fill All

S.No	Name of the company	CIN / FCRN	Holding/ Subsidiary/Associate/ Joint Venture	% of shares held
1	AMINES AND PLASTICIZERS FZ		Subsidiary	100

IV. SHARE CAPITAL, DEBENTURES AND OTHER SECURITIES OF THE COMPANY

(i) *SHARE CAPITAL

(a) Equity share capital

Particulars	Authorised capital	Issued capital	Subscribed capital	Paid up capital
Total number of equity shares	67,500,000	55,020,000	55,020,000	55,020,000
Total amount of equity shares (in Rupees)	135,000,000	110,040,000	110,040,000	110,040,000

Number of classes

1

Class of Shares	Authorised capital	Issued capital	Subscribed capital	Paid up capital
EQUITY SHARES RS. 2/-				
Number of equity shares	67,500,000	55,020,000	55,020,000	55,020,000
Nominal value per share (in rupees)	2	2	2	2
Total amount of equity shares (in rupees)	135,000,000	110,040,000	110,040,000	110,040,000

(b) Preference share capital

Particulars	Authorised capital	Issued capital	Subscribed capital	Paid-up capital
Total number of preference shares	251,000	0	0	0
Total amount of preference shares (in rupees)	25,100,000	0	0	0

Number of classes

1

Class of shares	Authorised capital	Issued capital	Subscribed capital	Paid up capital
Number of preference shares	251,000	0	0	0
Nominal value per share (in rupees)	100	100	100	100
Total amount of preference shares (in rupees)	25,100,000	0	0	0

(c) Unclassified share capital

Particulars	Authorised Capital
Total amount of unclassified shares	0

(d) Break-up of paid-up share capital

Class of shares	Number of shares			Total nominal amount	Total Paid-up amount	Total premium
	Physical	DEMAT	Total			
Equity shares						
At the beginning of the year	1,754,230	53,265,770	55020000	55,020,000	55,020,000	
Increase during the year	0	0	0	0	0	0
i. Public Issues	0	0	0	0	0	0
ii. Rights issue	0	0	0	0	0	0
iii. Bonus issue	0	0	0	0	0	0
iv. Private Placement/ Preferential allotment	0	0	0	0	0	0
v. ESOPs	0	0	0	0	0	0
vi. Sweat equity shares allotted	0	0	0	0	0	0
vii. Conversion of Preference share	0	0	0	0	0	0
viii. Conversion of Debentures	0	0	0	0	0	0
ix. GDRs/ADRs	0	0	0	0	0	0
x. Others, specify						
Decrease during the year	0	0	0	0	0	0
i. Buy-back of shares	0	0	0	0	0	0
ii. Shares forfeited	0	0	0	0	0	0
iii. Reduction of share capital	0	0	0	0	0	0
iv. Others, specify						
At the end of the year	1,754,230	53,265,770	55020000	55,020,000	55,020,000	
Preference shares						
At the beginning of the year	0	0	0	0	0	
Increase during the year	0	0	0	0	0	0
i. Issues of shares	0	0	0	0	0	0
ii. Re-issue of forfeited shares	0	0	0	0	0	0

iii. Others, specify						
Decrease during the year	0	0	0	0	0	0
i. Redemption of shares	0	0	0	0	0	0
ii. Shares forfeited	0	0	0	0	0	0
iii. Reduction of share capital	0	0	0	0	0	0
iv. Others, specify						
At the end of the year	0	0	0	0	0	

ISIN of the equity shares of the company

(ii) Details of stock split/consolidation during the year (for each class of shares)

0

Class of shares		(i)	(ii)	(iii)
Before split / Consolidation	Number of shares			
	Face value per share			
After split / Consolidation	Number of shares			
	Face value per share			

(iii) Details of shares/Debentures Transfers since closure date of last financial year (or in the case of the first return at any time since the incorporation of the company) *

Nil

[Details being provided in a CD/Digital Media]

Yes No Not Applicable

Separate sheet attached for details of transfers

Yes No

Note: In case list of transfer exceeds 10, option for submission as a separate sheet attachment or submission in a CD/Digital Media may be shown.

Date of the previous annual general meeting	23/09/2021
---	------------

Date of registration of transfer (Date Month Year) <input type="text"/>			
Type of transfer	<input type="text"/>	1 - Equity, 2- Preference Shares,3 - Debentures, 4 - Stock	
Number of Shares/ Debentures/ Units Transferred	<input type="text"/>	Amount per Share/ Debenture/Unit (in Rs.)	<input type="text"/>
Ledger Folio of Transferor <input type="text"/>			
Transferor's Name	<input type="text"/>	<input type="text"/>	<input type="text"/>
	Surname	middle name	first name
Ledger Folio of Transferee <input type="text"/>			
Transferee's Name	<input type="text"/>	<input type="text"/>	<input type="text"/>
	Surname	middle name	first name

Date of registration of transfer (Date Month Year) <input type="text"/>			
Type of transfer	<input type="text"/>	1 - Equity, 2- Preference Shares,3 - Debentures, 4 - Stock	
Number of Shares/ Debentures/ Units Transferred	<input type="text"/>	Amount per Share/ Debenture/Unit (in Rs.)	<input type="text"/>
Ledger Folio of Transferor <input type="text"/>			
Transferor's Name	<input type="text"/>	<input type="text"/>	<input type="text"/>
	Surname	middle name	first name
Ledger Folio of Transferee <input type="text"/>			
Transferee's Name	<input type="text"/>	<input type="text"/>	<input type="text"/>
	Surname	middle name	first name

(iv) *Debentures (Outstanding as at the end of financial year)

Particulars	Number of units	Nominal value per unit	Total value
Non-convertible debentures	1,335	100000	133,500,000
Partly convertible debentures	0		0
Fully convertible debentures	0		0
Total			133,500,000

Details of debentures

Class of debentures	Outstanding as at the beginning of the year	Increase during the year	Decrease during the year	Outstanding as at the end of the year
Non-convertible debentures	1,335	0	0	1,335
Partly convertible debentures	0	0	0	0
Fully convertible debentures	0	0	0	0

(v) Securities (other than shares and debentures)

0

Type of Securities	Number of Securities	Nominal Value of each Unit	Total Nominal Value	Paid up Value of each Unit	Total Paid up Value
Total					

V. *Turnover and net worth of the company (as defined in the Companies Act, 2013)**(i) Turnover**

5,680,831,000

(ii) Net worth of the Company

1,626,837,000

VI. (a) *SHARE HOLDING PATTERN - Promoters

S. No.	Category	Equity		Preference	
		Number of shares	Percentage	Number of shares	Percentage
1.	Individual/Hindu Undivided Family				
	(i) Indian	23,112,080	42.03	0	
	(ii) Non-resident Indian (NRI)	0	0	0	
	(iii) Foreign national (other than NRI)	0	0	0	

2.	Government				
	(i) Central Government	0	0	0	
	(ii) State Government	0	0	0	
	(iii) Government companies	0	0	0	
3.	Insurance companies	0	0	0	
4.	Banks	0	0	0	
5.	Financial institutions	0	0	0	
6.	Foreign institutional investors	0	0	0	
7.	Mutual funds	0	0	0	
8.	Venture capital	0	0	0	
9.	Body corporate (not mentioned above)	17,144,770	31.18	0	
10.	Others	0	0	0	
	Total	40,256,850	73.21	0	0

Total number of shareholders (promoters)

5

(b) *SHARE HOLDING PATTERN - Public/Other than promoters

S. No.	Category	Equity		Preference	
		Number of shares	Percentage	Number of shares	Percentage
1.	Individual/Hindu Undivided Family				
	(i) Indian	5,580,655	10.15	0	
	(ii) Non-resident Indian (NRI)	134,659	0.24	0	
	(iii) Foreign national (other than NRI)	0	0	0	
2.	Government				
	(i) Central Government	1,036,930	1.89	0	
	(ii) State Government	0	0	0	
	(iii) Government companies	0	0	0	
3.	Insurance companies	1,000	0	0	

4.	Banks	0	0	0	
5.	Financial institutions	0	0	0	
6.	Foreign institutional investors	0	0	0	
7.	Mutual funds	0	0	0	
8.	Venture capital	0	0	0	
9.	Body corporate (not mentioned above)	7,983,173	14.52	0	
10.	Others	0	0	0	
	Total	14,736,417	26.8	0	0

Total number of shareholders (other than promoters)

11,159

Total number of shareholders (Promoters+Public/
Other than promoters)

11,164

VII. *NUMBER OF PROMOTERS, MEMBERS, DEBENTURE HOLDERS
(Details, Promoters, Members (other than promoters), Debenture holders)

Details	At the beginning of the year	At the end of the year
Promoters	5	5
Members (other than promoters)	8,452	11,164
Debenture holders	68	67

VIII. DETAILS OF DIRECTORS AND KEY MANAGERIAL PERSONNEL




(A) *Composition of Board of Directors

Category	Number of directors at the beginning of the year		Number of directors at the end of the year		Percentage of shares held by directors as at the end of year	
	Executive	Non-executive	Executive	Non-executive	Executive	Non-executive
A. Promoter	2	0	0	0	39.98	0
B. Non-Promoter	0	0	0	4	0	0
(i) Non-Independent	0	0	0	1	0	0
(ii) Independent	0	0	0	3	0	0
C. Nominee Directors representing	0	0	0	0	0	0

(i) Banks & FIs	0	0	0	0	0	0
(ii) Investing institutions	0	0	0	0	0	0
(iii) Government	0	0	0	0	0	0
(iv) Small share holders	0	0	0	0	0	0
(v) Others	0	0	0	0	0	0
Total	2	0	0	4	39.98	0

Number of Directors and Key managerial personnel (who is not director) as on the financial year end date

(B) (i) *Details of directors and Key managerial personnel as on the closure of financial year

Name	DIN/PAN	Designation	Number of equity share(s) held	Date of cessation (after closure of financial year : If any)
HEMANT KUMAR RUIA 	00029410	Managing Director	21,999,030	
YASHVARDHAN RUIA	00364888	Whole-time director	2,000	
BRIJMOHAN JINDEL	00071417	Director	0	
ARUN SHANKER NAG 	00523905	Director	0	
PANDURANG HARI VA 	00939149	Director	0	
NIMISHA DUTIA	06956876	Director	0	
AJAY PURANIK	AAEPP1035C	Company Secretary	0	
PRAMOD SHARMA	AAVPS1967R	CFO	0	

(ii) Particulars of change in director(s) and Key managerial personnel during the year

Name	DIN/PAN	Designation at the beginning / during the financial year	Date of appointment/ change in designation/ cessation	Nature of change (Appointment/ Change in designation/ Cessation)

IX. MEETINGS OF MEMBERS/CLASS OF MEMBERS/BOARD/COMMITTEES OF THE BOARD OF DIRECTORS

A. MEMBERS/CLASS /REQUISITIONED/NCLT/COURT CONVENED MEETINGS

Number of meetings held

Type of meeting	Date of meeting	Total Number of Members entitled to attend meeting	Attendance	
			Number of members attended	% of total shareholding
ANNUAL GENERAL MEETING	23/09/2021	10,942	38	73.54

B. BOARD MEETINGS

*Number of meetings held

4

S. No.	Date of meeting	Total Number of directors associated as on the date of meeting	Attendance	
			Number of directors attended	% of attendance
1	07/06/2021	6	6	100
2	06/08/2021	6	5	83.33
3	11/11/2021	6	5	83.33
4	04/02/2022	6	5	83.33

C. COMMITTEE MEETINGS

Number of meetings held

10

S. No.	Type of meeting	Date of meeting	Total Number of Members as on the date of the meeting	Attendance	
				Number of members attended	% of attendance
1	Audit Committee	07/06/2021	4	4	100
2	Audit Committee	06/08/2021	4	3	75
3	Audit Committee	11/11/2021	4	3	75
4	Audit Committee	04/02/2022	4	3	75
5	Nomination and Remuneration	07/06/2021	4	4	100
6	Nomination and Remuneration	04/02/2022	4	3	75
7	Stakeholders Forum	07/06/2021	3	3	100
8	Stakeholders Forum	04/02/2022	3	2	66.67
9	Corporate Social Responsibility	07/06/2021	3	3	100
10	Corporate Social Responsibility	04/02/2022	3	2	66.67

D. *ATTENDANCE OF DIRECTORS

S. No.	Name of the director	Board Meetings			Committee Meetings			Whether attended AGM held on
		Number of Meetings which director was entitled to attend	Number of Meetings attended	% of attendance	Number of Meetings which director was entitled to attend	Number of Meetings attended	% of attendance	
1	HEMANT KUMAR	4	4	100	10	10	100	
2	YASHVARDHAN	4	4	100	0	0	0	
3	BRIJMOHAN	4	3	75	10	6	60	
4	ARUN SHANKAR	4	4	100	8	8	100	

X. *REMUNERATION OF DIRECTORS AND KEY MANAGERIAL PERSONNEL

Nil

Number of Managing Director, Whole-time Directors and/or Manager whose remuneration details to be entered

2

S. No.	Name	Designation	Gross Salary	Commission	Stock Option/ Sweat equity	Others	Total Amount
1	HEMANT KUMAR F	CHAIRMAN ANI	18,134,000	0	0	442,000	0
2	YASHVARDHAN R	EXECUTIVE DIR	5,310,000			40,000	0
	Total		23,444,000	0	0	482,000	0

Number of CEO, CFO and Company secretary whose remuneration details to be entered

2

S. No.	Name	Designation	Gross Salary	Commission	Stock Option/ Sweat equity	Others	Total Amount
1	AJAY PURANIK	President (Legal)	3,929,000	0	0	52,000	0
2	Pramod Sharma	Chief Financial C	2,361,000	0	0	56,000	0
	Total		6,290,000	0	0	108,000	0

Number of other directors whose remuneration details to be entered

0

S. No.	Name	Designation	Gross Salary	Commission	Stock Option/ Sweat equity	Others	Total Amount
1							0
	Total						

XI. MATTERS RELATED TO CERTIFICATION OF COMPLIANCES AND DISCLOSURES

* A. Whether the company has made compliances and disclosures in respect of applicable provisions of the Companies Act, 2013 during the year Yes No

B. If No, give reasons/observations

XII. PENALTY AND PUNISHMENT - DETAILS THEREOF

(A) DETAILS OF PENALTIES / PUNISHMENT IMPOSED ON COMPANY/DIRECTORS /OFFICERS Nil

Name of the company/ directors/ officers	Name of the court/ concerned Authority	Date of Order	Name of the Act and section under which penalised / punished	Details of penalty/ punishment	Details of appeal (if any) including present status

(B) DETAILS OF COMPOUNDING OF OFFENCES Nil

Name of the company/ directors/ officers	Name of the court/ concerned Authority	Date of Order	Name of the Act and section under which offence committed	Particulars of offence	Amount of compounding (in Rupees)

XIII. Whether complete list of shareholders, debenture holders has been enclosed as an attachment

Yes No

XIV. COMPLIANCE OF SUB-SECTION (2) OF SECTION 92, IN CASE OF LISTED COMPANIES

In case of a listed company or a company having paid up share capital of Ten Crore rupees or more or turnover of Fifty Crore rupees or more, details of company secretary in whole time practice certifying the annual return in Form MGT-8.

Name

Whether associate or fellow

Associate Fellow

Certificate of practice number

I/We certify that:

(a) The return states the facts, as they stood on the date of the closure of the financial year aforesaid correctly and adequately.

(b) Unless otherwise expressly stated to the contrary elsewhere in this Return, the Company has complied with all the provisions of the Act during the financial year.

Declaration

I am Authorised by the Board of Directors of the company vide resolution no. ... dated

(DD/MM/YYYY) to sign this form and declare that all the requirements of the Companies Act, 2013 and the rules made thereunder in respect of the subject matter of this form and matters incidental thereto have been complied with. I further declare that:

- 1. Whatever is stated in this form and in the attachments thereto is true, correct and complete and no information material to the subject matter of this form has been suppressed or concealed and is as per the original records maintained by the company.
- 2. All the required attachments have been completely and legibly attached to this form.

Note: Attention is also drawn to the provisions of Section 447, section 448 and 449 of the Companies Act, 2013 which provide for punishment for fraud, punishment for false statement and punishment for false evidence respectively.

To be digitally signed by

Director

DIN of the director

To be digitally signed by

- Company Secretary
- Company secretary in practice

Membership number

Certificate of practice number

Attachments

- 1. List of share holders, debenture holders
- 2. Approval letter for extension of AGM;
- 3. Copy of MGT-8;
- 4. Optional Attachment(s), if any

Attach
Attach
Attach
Attach

List of attachments

--

Remove attachment

Modify

Check Form

Prescrutiny

Submit

This eForm has been taken on file maintained by the Registrar of Companies through electronic mode and on the basis of statement of correctness given by the company